


**Department of Health and Human
Services
Division Aging and Adult
Services(DAAS)
Base Budget and Programs Overview**

**Joint Appropriations Subcommittee on
Health and Human Services**

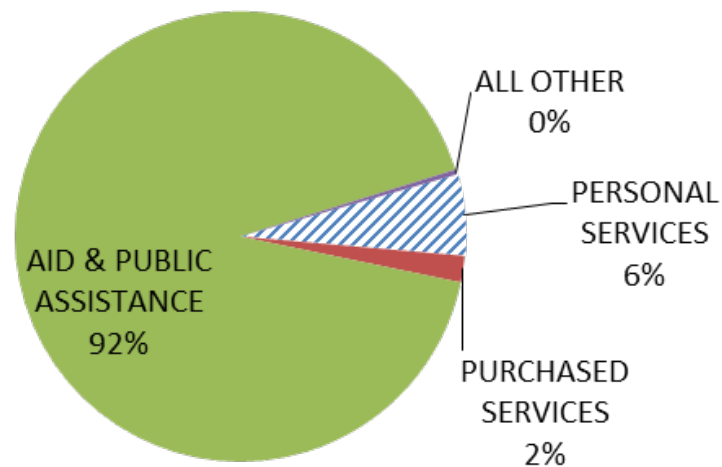
March 21, 2017



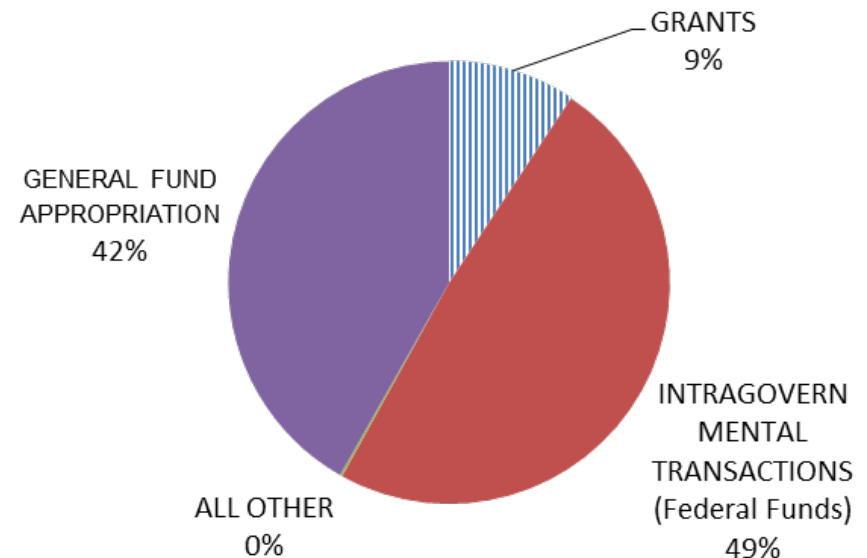
FISCAL RESEARCH DIVISION
A Staff Agency of the North Carolina General Assembly

DAAS Base Budget

2017-19 Expenditures



2017-19 Funding Sources



Note: Grants funding is comprised of local participation at \$8 million or 81% of the Grants funding and program income at \$1.8 million or 18% of the Grants funding.

DAAS Base Budget

		Actual	Certified	Authorized	Incr/Decr	Total	Incr/Decr	Total
14411-DHHS - Aging and Adult Services		2015-16	2016-17	2016-17	2017-18	2017-18	2018-19	2018-19
PERSONAL SERVICES		\$5,244,603	\$6,189,643	\$6,110,329	\$27,489	\$6,137,818	\$27,489	\$6,137,818
PURCHASED SERVICES		\$2,329,063	\$2,060,852	\$2,455,845	(\$206,179)	\$2,249,666	(\$456,650)	\$1,999,195
SUPPLIES		\$21,756	\$27,100	\$28,734	\$0	\$28,734	\$0	\$28,734
PROPERTY, PLANT & EQUIPMENT		\$29,506	\$47,189	\$50,930	(\$222)	\$50,708	(\$222)	\$50,708
OTHER EXPENSES & ADJUSTMENTS		\$71,449	\$170,100	\$58,647	\$0	\$58,647	\$0	\$58,647
AID & PUBLIC ASSISTANCE		\$97,438,091	\$97,957,174	\$97,935,774	(\$893,944)	\$97,041,830	(\$914,944)	\$97,020,830
RESERVES		\$0	\$58,361	\$103,290	(\$19,926)	\$83,364	(\$19,926)	\$83,364
INTRAGOVERNMENTAL TRANSACTIONS		\$449,940	\$150,812	\$150,812	\$0	\$150,812	\$0	\$150,812
Total Requirements		\$105,584,408	\$106,661,231	\$106,894,361	(\$1,092,782)	\$105,801,579	(\$1,364,253)	\$105,530,108
Receipts								
GRANTS		\$9,966,865	\$10,021,614	\$10,040,114	(\$132,728)	\$9,907,386	(\$210,228)	\$9,829,886
SALES, SERVICE, & RENTALS		\$0	\$100	\$100	\$0	\$100	\$0	\$100
FEES, LICENSES, & FINES		\$35,022	\$45,000	\$45,000	\$0	\$45,000	\$0	\$45,000
CONTRIBUTIONS & DONATIONS		\$85,500	\$132,400	\$90,000	\$0	\$90,000	\$0	\$90,000
MISCELLANEOUS		\$45,353	\$78,306	\$44,929	\$0	\$44,929	\$0	\$44,929
INTRAGOVERNMENTAL TRANSACTIONS (Federal Funds)		\$51,993,142	\$51,423,674	\$51,795,358	(\$166,489)	\$51,628,869	(\$360,460)	\$51,434,898
Total Receipts		\$62,476,525	\$61,701,094	\$62,015,501	(\$299,217)	\$61,716,284	(\$570,688)	\$61,444,813
Net Appropriation		\$43,107,883	\$44,960,137	\$44,878,860	(\$793,565)	\$44,085,295	(\$793,565)	\$44,085,295
FTE								
Account Code	Account Title	Actual	Certified	Authorized	Incr/Decr	Total	Incr/Decr	Total
		2015-16	2016-17	2016-17	2017-18	2017-18	2018-19	2018-19
531211	SPA-REG SALARIES-APPRO	13.700	16.700	15.700	0.000	15.700	0.000	15.700
531212	SPA-REG SALARIES-RECPT	11.300	11.300	11.300	0.000	11.300	0.000	11.300
531213	SPA-REG SALARIES-UNDESIG	47.000	47.000	47.000	0.000	47.000	0.000	47.000
531222	SPA TIME LIMITED SAL-REC	2.000	2.000	2.000	0.000	2.000	0.000	2.000
531223	SPA TIME LIMITED SAL-UNDE	0.000	0.000	0.000	0.000	0.000	0.000	0.000
Total FTE		74.000	77.000	76.000	0.000	76.000	0.000	76.000

DAAS Base Budget

Increase/Decrease Detail

NR Items removed	FY 2017-18	FY 2018-19
Home and Community Care Block Grant	\$ (969,549)	\$ (969,549)
Compensation Increase Reserve	\$ (11,190)	\$ (11,190)
State Retirement Contributions	\$ (8,736)	\$ (8,736)
Partial Year Funding Annualized		
Project CARE Support of Alzheimer's Patients and Their Families	\$ 183,333	\$ 183,333
Other		
Fund Retirement to 16.2%	\$ 8,551	\$ 8,551
Fund Retirement-DOJ to 16.2%	\$ 25	\$ 25
Longevity (fully fund)	\$ 4,001	\$ 4,001
Total	\$ (793,565)	\$ (793,565)
Requirement and Receipt Adjustments only		
MFP Lifespan Respite Grant	\$ (25,000)	\$ (75,000)
Lifespan Grant (Bldng LT Sustain Ability)	\$ (8,700)	\$ (63,224)
Adjust Dis.Grants(Falls Prevention and Dev.Dis)	\$ (171,000)	\$ (337,947)

Note: Requirements and receipts decreased due to the ending of these grants.

2015-17 Session Significant Budget Actions

S.L. 2015-241, 2015 Appropriations Act

Home and Community Care Block Grant

FY 2015-16

FY 2016-17

\$ 969,549 NR \$ 969,549 NR

No significant Special Provisions

S.L. 2016-94, 2016 Appropriations Act

Project CARE Support of Alzheimer's Patients and Their
Families

\$ 550,000 R

No Wrong Door to Accessing Benefits
Initiative

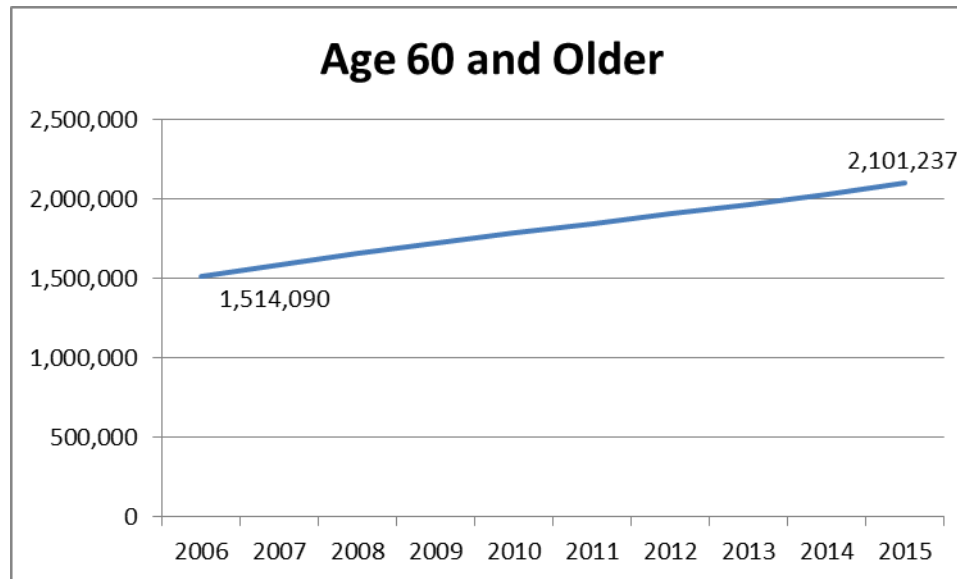
\$ 200,000 R

2.00 FTE

No significant Special Provisions

North Carolina Aging Population

North Carolina's population of individuals age 60 or older has grown by 600,000 or 39% since 2006.



In 2006 individuals over age 60 made up 17% of North Carolina's population, in 2015 they made up 21% of NC's population.

Source: <https://www.osbm.nc.gov/demog/county-estimates>

Division Aging and Adult Services (DAAS)

- Oversees federally and State authorized human services programs
 - Supported by federal, State and county funds
- DAAS and the Social Services Commission establishes policy and oversees compliance
- County boards of social services and commissioners determine local priorities and supplement funding
- Counties and Area Agencies on Aging directly administer programs

Special Assistance

State and County Special Assistance provides a cash supplement to low income individuals to help pay for room and board in residential facilities.

These facilities include:

Adult care homes Family care homes
Group homes Hospice residential facilities
Adult care beds in nursing homes and hospitals

Individuals must:

Be age 65 or older, or if under 65 and 18 or older, be disabled according to the Social Security standards

Need residential facility level of care for adult care homes as verified by a physician, physician assistant, or nurse practitioner.

Special Assistance

Rates

Adult Care Home Rate - \$1,182

Special Care Unit Rate - \$1,515

Personal Needs Allowance - \$46

Calculating Benefit Amount:

\$1,182 Maximum Adult Care Home Rate
+ 46 Personal Needs Allowance
= \$1,228 Maintenance Amount
- Subtract Countable monthly income
=Monthly Special Assistance Benefit Amount

Special Assistance

Individuals Served from FY 2012-13 to FY 2015-16

State Fiscal Year	SA Basic Unduplicated Count	SCU Unduplicated Count
2012-13	24,476	4,357
2013-14	22,802	4,340
2014-15	*	*
2015-16	26,439**	**

*All cases converted to NC FAST 12/14 and one-third back to Legacy System until 3/15 -reliable numbers unavailable

** Combined Basic and SCU (used NCF available reports)

Source: Division of Aging and Adult Services

Special Assistance In-Home (SA/IH)

SA/IH provides a cash supplement and support services to low-income individuals who are at risk of entering a residential facility and would prefer to remain at home or who want to transition from a facility to a home setting.

Case managers at the county departments of social services conduct comprehensive assessments to identify how certain factors would affect an individual's ability to live at home.

Primary factors include:

- The functional status of the client and need for care and services
- Availability of family, friends, and neighbors to provide care and services
- Availability and access to care and services from agencies and other formal service providers
- Ability to pay for housing and other essential needs related to health and safety
- Availability of affordable and safe housing

Source :<http://www.ncdhhs.gov/assistance/adult-services/state-county-special-assistance-in-home>

Special Assistance In-Home

Caseload is capped at 15% of the SA caseload per G.S. 108A-47.1.

Individuals Served from FY 2012-13 to FY 2015-16

State Fiscal Year	SA In-Home Unduplicated Count
2012-13	3,057
2013-14	3,343
2014-15	*
2015-16	3,555

*All cases converted to NC FAST 12/14 and one-third back to Legacy System until 3/15 - reliable numbers unavailable

Source: Division of Aging and Adult Services

Adult Protective Services

County departments of social services receive and evaluate reports to determine whether disabled adults are in need of protective services.

County agencies protect adults by:

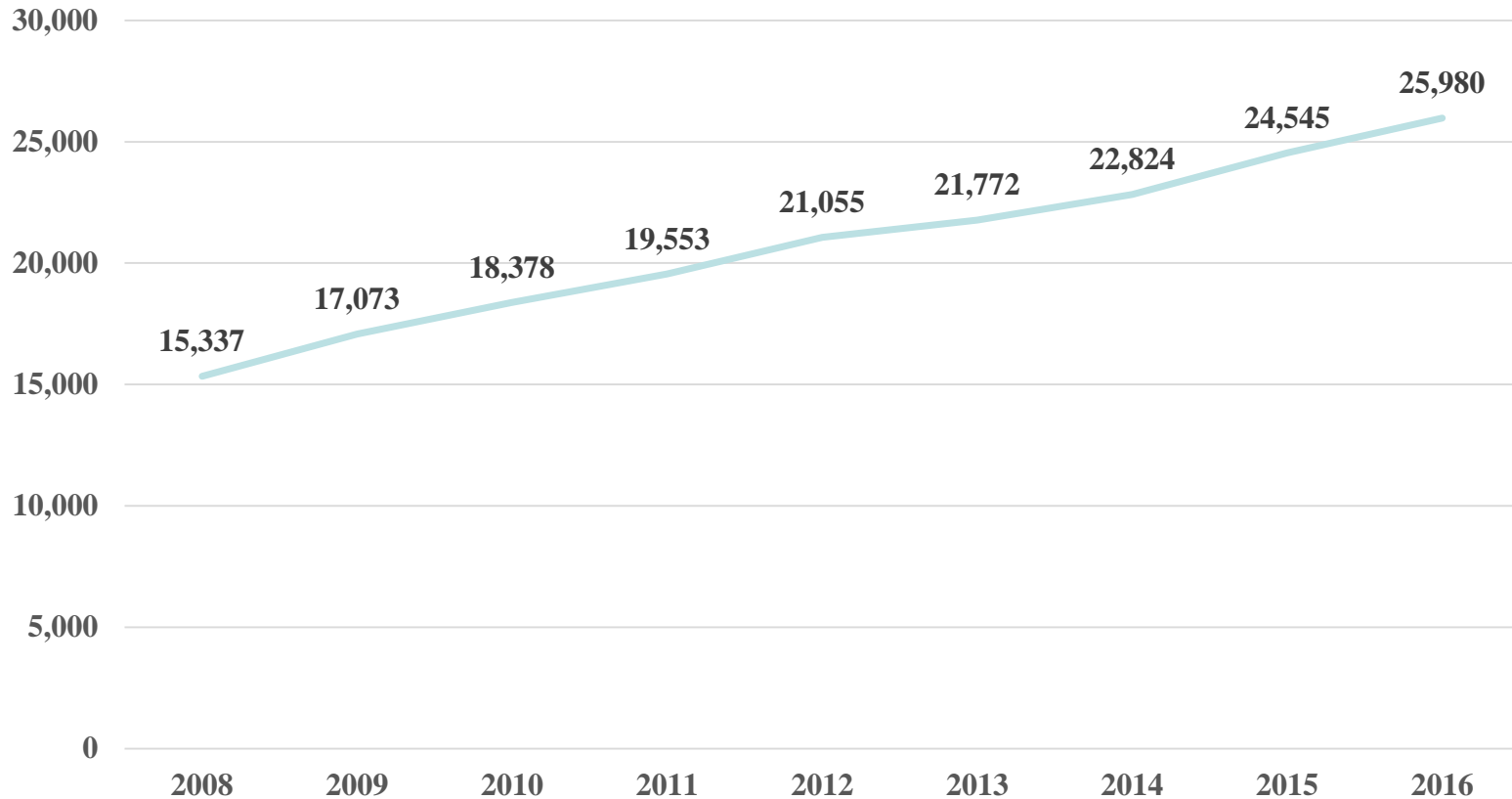
- Receiving reports and evaluating the need for protective services
- Planning with the disabled adult, family or caregiver to identify, prevent, and remedy abuse, neglect or exploitation
- Reporting evidence of mistreatment to the District Attorney and various regulatory agencies
- Initiating court action as necessary to protect the adult
- Mobilizing essential services on behalf of the disabled adult

Disabled adults reported to be abused, neglected or exploited and in need of protective services are eligible to receive this service regardless of income.

<http://www.ncdhhs.gov/assistance/adult-services/adult-protective-services> and the Division of Aging and Adult Services

Adult Protective Services

APS Reports (2008-2016)



Data Source: NC APS Register

Long Term Care Ombudsman

Long Term Care (LTC) Ombudsmen assist residents of long term care facilities in exercising their rights and attempt to resolve grievances between residents, families and facilities.

The services provided by the Ombudsman Program include:

- Answering questions and giving guidance about the long term care system.
- Educating community groups and long term care providers on various topics such as residents' rights, restraint use, care planning, activities and new laws.
- Investigating and assessing matters to help families and residents resolve concerns and problems.
- Working with appropriate regulatory agencies and referring individuals to such agencies when resolutions of concerns or grievances are not possible through the Long Term Care Ombudsman Program alone.
- Raising long term care issues of concern to policymakers.

3,769 Complaints were received by the LTC Ombudsman Program in Federal Fiscal Year 2015-16 (October 2015 to September 2016)

Guardianship

Guardianship Services are provided to individuals who are alleged to be incompetent or adjudicated incompetent by the court. For adults who have been adjudicated incompetent by the court, directors or assistant directors of local Departments of Social Services serve as public agency guardians when no other family, individual, or corporation is appropriate or available to serve as guardians.

Services prior to Adjudication Include:

- Assessing an individual's need for guardianship
- Locating the appropriate person(s) to serve as guardian(s)
- Assisting the individual's family with the adjudication of incompetence and the appointment of a guardian

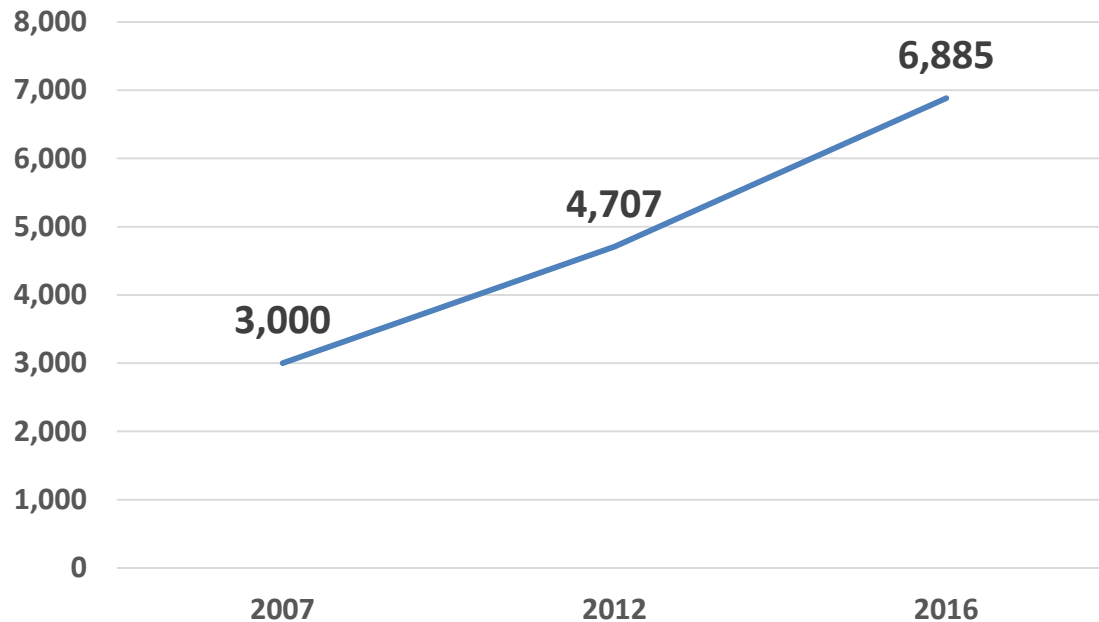
<http://www.ncdhhs.gov/assistance/guardianship/guardianship-alternatives-to-guardianship>

Guardianship

When Appointed Guardian the DSS:

- Makes decisions about where the individual will live,
- Authorizes medical treatment, manages the individual's finances,
- Provides or arranges community services and supports; and
- Files status reports and accountings with the court

Public Guardianship Services (2007-2016)



Source: Division of Aging and Adult Services Guardianship Database

Area Agencies on Aging

Area Agencies on Aging (AAA) are offices established through the Older Americans Act that facilitate and support programs addressing the needs of older adults in a defined geographic region.

In North Carolina has 16 AAAs located within regional Councils of Government. These AAAs function in five basic areas:

1. Advocacy
2. Planning
3. Program and resource development
4. Information brokerage
5. Funds administration quality assurance

Area Agencies on Aging contract with and monitor nearly 350 community service providers for the Home and Community Care Block Grant (HCCBG).

Home and Community Care Block Grant

Combines federal Older Americans Act, federal Social Services Block Grant, and State Appropriations

Counties receive an allocation based on an intrastate funding formula. Counties are required to match 10% HCCBG funds

Through a local planning process, Boards of County Commissioners

- Determine services to be provided
- Establish funding level for each service
- Identify community service providers for each service

Source: Home and Community Care Block Grant Procedures Manual for Community Service Providers

Home and Community Care Block Grant

The number of individuals served has been declining over the last several years.

	SFY 2013	SFY 2014	SFY 2015	SFY 2016
Total Served	62,835	61,406	59,558	59,729
Waiting List	7,109	7,653	9,148	9,675
Expenditures	\$61,054,928	\$59,791,647	\$65,102,773	\$65,934,782

In FY 2015-16 approximately 79% of HCCBG expenditures supported 4 services:

- In-Home Aide – 29%
- Home Delivered Meals – 24%
- Congregate Nutrition – 16%
- Transportation – 11%

Source: Division of Aging and Adult Services

Home and Community Care Block Grant

18 Allowable Services

Congregate Nutrition

Adult Day Care

Care Management

In-Home Aide (levels I-IV)

Transportation

Institutional Respite Care

Senior Center Operations

Home Delivered Meals

Adult Day Health Care

Skilled Home (Health) Care

Senior Companion

Health Screening

Mental Health Counseling

Group Respite

Volunteer Program Development

Housing and Home Improvement

Information and Options Counseling

Health Promotion/Disease Prevention

Source: Home and Community Care Block Grant Procedures Manual for Community Service Providers

Home and Community Care Block Grant Eligibility

Individuals eligible for Home and Community Care Block Grant services include persons 60 years of age and older and their unpaid primary caregivers in need of in-home and community based services. Generally eligibility is based on the functional needs of the individual. Eligible individuals 60 years and older must be served in the following priority order:

1. Adult Protective Services has been substantiated by DSS
2. At risk of abuse, neglect, and/or exploitation
3. At risk of placement or substitute care
4. Extensive ADL or IADL impairments*
5. Less extensive (1-2) ADL or IADL impairments*
6. Well Older Adults


ADL– Activities of Daily Living refer to such self-care activities as eating, bathing, dressing, toileting, ambulating, and transferring into or out of a chair or bed.

IADL – Instrumental Activities of Daily Living include such tasks as preparing meals, shopping, managing medications, paying bills, using a telephone, doing housework, etc.,

Source: <https://www.ncdhhs.gov/daas-monitoring-service-standards>

Questions

Deborah Landry, Fiscal Analyst
Fiscal Research Division
(919) 733-4910



FISCAL RESEARCH DIVISION
A Staff Agency of the North Carolina General Assembly